

Tuncurry

Suburb Profile



Demographic snapshot

	Tuncurry*	Great Lakes LGA*
Population 2008	5,998	34,853
Population 2007	5,937	34,359
Population growth rate 2007 to 2008	1.0%	1.4%
Proportion of people aged 65 years and over	39%	28%
Proportion of people aged 15 years and younger	12%	16%
Average age	58	50
Average weekly household income	536.3	611.2
Average weekly individual income	313	338
Average number of people per household	2.0	2.2

Source: ABS

* Within Tuncurry demographics are based on the Tuncurry SSC.

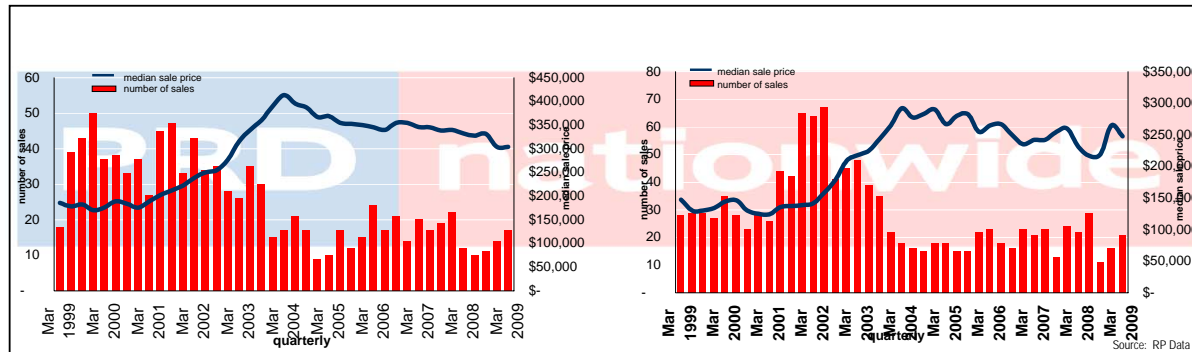
* Within Great Lakes LGA demographics are based on the Great Lakes LGA.

Sales Statistics	Tuncurry			Great Lakes LGA	
	2004 (* half yr)	2009 (* half yr)	Avg % growth pa over 5 years	Avg % growth pa over 5 years	2009 (* half yr)
Houses					
Median price	\$413,500	\$304,000	-6.0%	-4.9%	\$308,000
Number of sales	32	31			231
Units					
Median price	\$292,500	\$247,500	-3.3%	-2.4%	\$278,500
Number of sales	40	37			138
Land					
Median price	na	0	na	4.3%	\$175,000
Number of sales	9	2			67

* Medians & number of sales based on six month period ending March 2009

Where less than 5 sales have been recorded during a period the median has been carried over from the previous period.

Source: RP Data



Total property returns	Tuncurry	Great Lakes LGA
Houses		
Median price change pa	-6.0%	-4.9%
Rental return pa	4.1%	4.2%
GROSS PROPERTY RETURN	-1.8%	-0.6%
Units		
Median price change pa	-3.3%	-2.4%
Rental return pa	4.0%	4.0%
GROSS PROPERTY RETURN	0.7%	1.5%

MEDIAN WEEKLY RENTS

	Tuncurry	Great Lakes LGA
3 br House	\$243	\$250
2 br Unit	\$190	\$213

Sources: RP Data and ABS. For use with written permission only

This information has been carefully compiled and is not intended to be treated as a warranty or promise as to the correctness of the information. Interested parties should undertake independent enquiries and investigations to satisfy themselves that any details herein are true and correct. All other responsibilities disclaimed.

Copyright © 2009

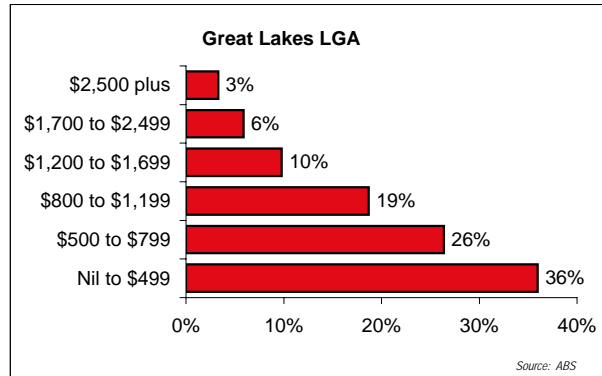
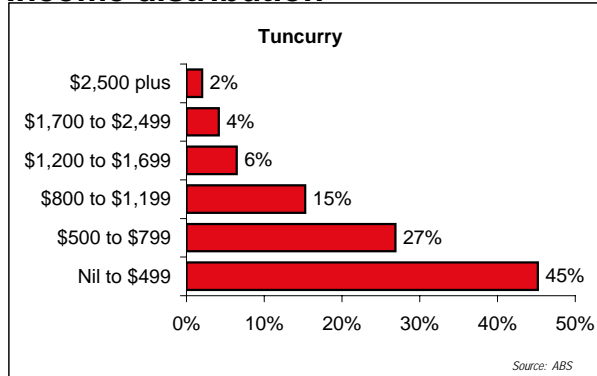
Gross property return is not only measured by income received by rent, but also the increase in the value of the property. This is referred to as the capital gain and is added to the rental return above to give a total property return. Above figures are to be used as a guide only.

With compliments from Peter Cottam - your home of property knowledge

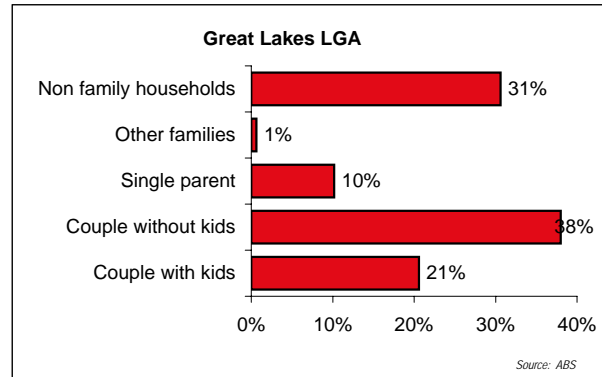
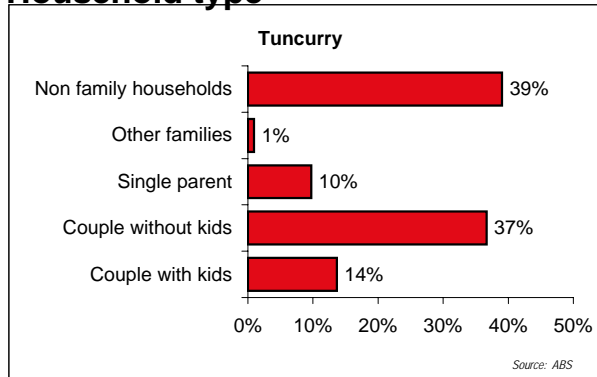
PH: (02) 6555 6688

enquiries@prdforster.com.au

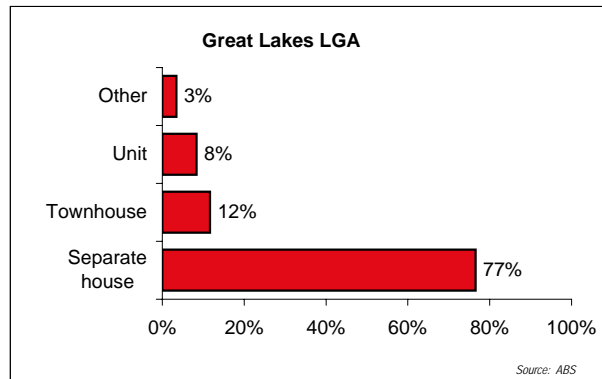
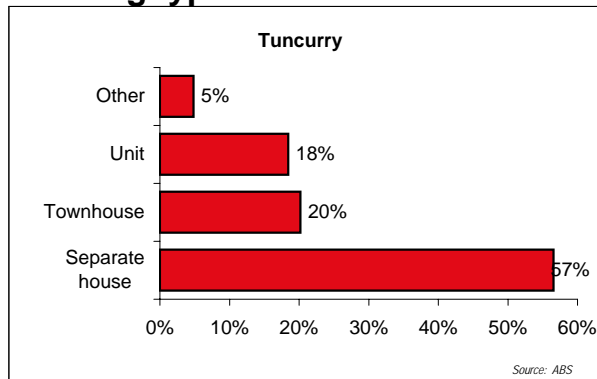
Income distribution



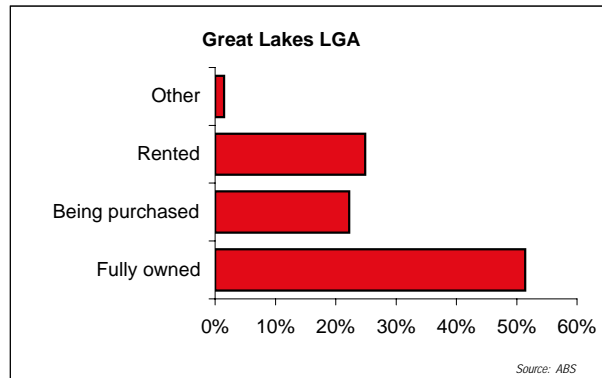
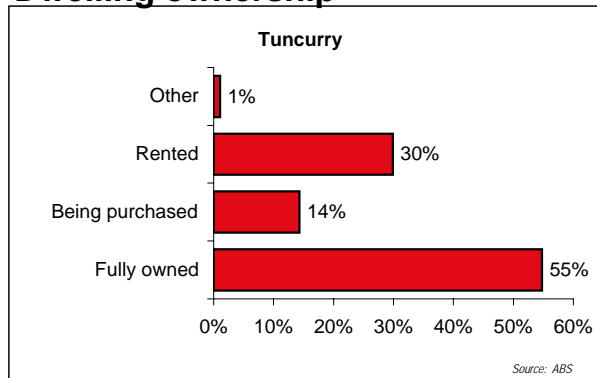
Household type



Dwelling type



Dwelling ownership



* Within Tuncurry demographics are based on the Tuncurry SSC.

* Within Great Lakes LGA demographics are based on the Great Lakes LGA.